

SMALL DIVIDE

LARGE DIVIDE

Both Divide structures consist of 1.25" aluminum frame with pillow-cased fabric.

All rentals available in white.

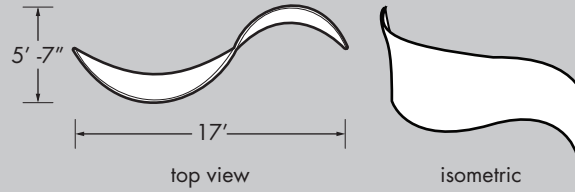
For purchases, color to be chosen from standard Pink Décor Swatch Card, or custom printed.

Fabrics for both Divides are flame retardant and meet NFPA 701 small scale; class A.

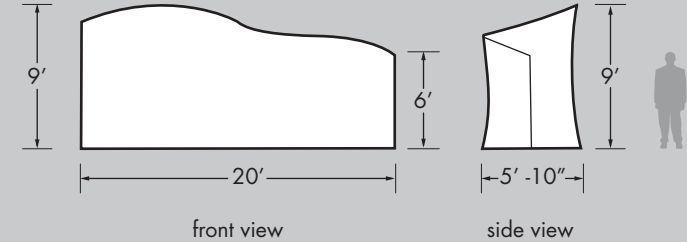
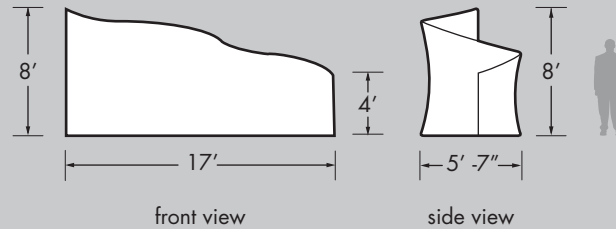
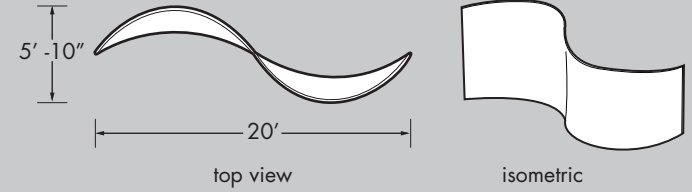
Both Divides are available in Left or Right orientation.

Clamps available for rigging structures.

## SMALL DIVIDE



## LARGE DIVIDE



## LEFT VS. RIGHT

### small divide

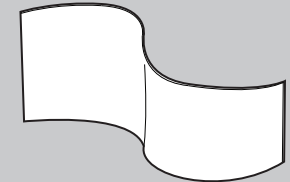
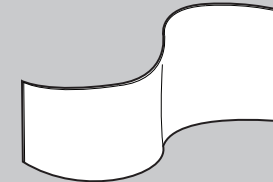
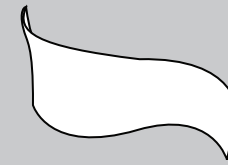
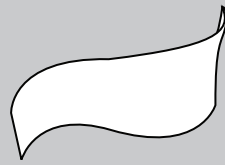
### large divide

left

right

left

right

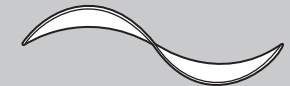


Sm Slope Left, Lg Slope Right

Lg Slope Left, Sm Slope Right

Lg Slope Right, Wave Wall Large

Wave Wall Large, Lg Slope Left



Product:	Small Divide	Large Divide
Approx. Weight:	36 lbs	41 lbs
# Metal Bags:	2	1
Metals Bag Size: (Length x Dia.)	72" x 11"; 74" x 10"	74" x 10" 60" x 11"
# Fabric Bags:	1	1
Fabric Bag Size: (Length x Circumf.)	24" x 36"	24" x 39"
Crew Members:	2	3
Time Needed:	45 min	45 min

Any and all rights (including, without limitation, copyright, design patent, use patent and trademark) in and to all designs, concepts, renderings, or graphics (collectively, "Design") represented in this document were created by Moss Inc. and remain the sole and exclusive property of Moss Inc. Use of any such Design by the recipient without required purchase is strictly prohibited. ©2010

SALES & DESIGN: 1501 Broadway | New York, NY 10036

SHIPPING: 78 Henry St. Suite A | Secaucus, NJ 07094

p: 212.253.6666 | f: 212.253.6646

e: info@pinkincworldwide.com | w: pinkincdesign.com

